




The Vector Array™ delivers exceptional performance for NHP and large-animal microelectrode recording and stimulation. The Vector integrates NeuroNexus' globally trusted silicon neural probe technology with a small-diameter and a sturdy stainless steel support body, enabling high-density data collection in deep brain structures. Engineered for durability and repeated use, it offers higher channel counts and greater robustness for acute and chronic applications.

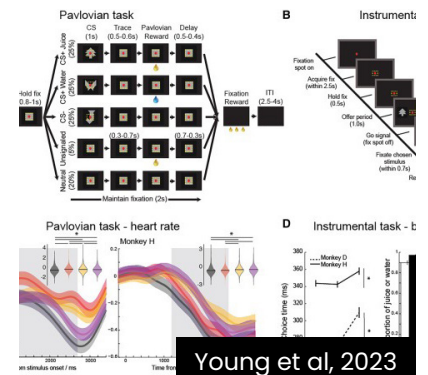
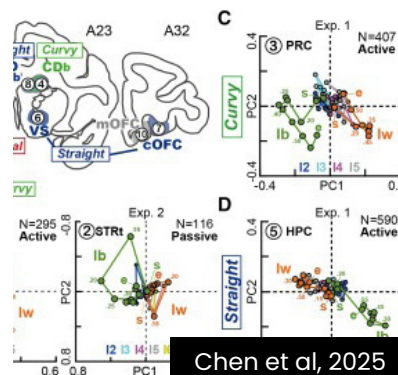
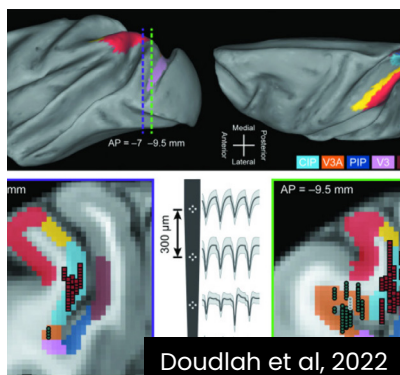


	Vector Standard (Vector)	Vector Ruggedized (Vector-R)	Vector Fusion (Vector-F)
Features	Globally trusted silicon neural probe technology	Silicon neural probe reinforced with a thin layer of stainless steel	Double-sided silicon neural probe
Recording Sites	16, 32, 64	32, 64	32, 64, 128
Probe Thickness	50 µm	150-200 µm	100 µm
Support Body Diameter	16 ch: 363 µm 32, 64ch: 414 µm	510 µm	635 µm
Implantable Length	Acute: 70 mm or 110 mm Chronic: 30 mm or 50 mm (plus variable flex cable length)		

## Why choose Vector™?

- **The Vector Array™ combines a high-resolution silicon probe with a rigid stainless steel support body.** This arrangement provides strength where needed while minimizing tissue damage at the recording sites.
- **World class performance** - Attain the excellent signal quality and minimal insertion profile of our premium silicon neural probe in a longer, more versatile form factor for deep brain applications.
- **Compatible with existing workflows** - Industry-standard dimensions and connector options allow the vector to be swapped into your existing experimental paradigm with minimal effort or added expense.
- **Reach deep targets** - Available in implantable lengths up to 110 mm, enabling precise targeting of deep brain structures in large animal models.
- **Durable and reusable** - With proper care and handling, a Vector Array can be reused in 50+ times without compromise in performance.
- **Optogenetics compatible** - Optional optical fiber integration offers straightforward and simple compatibility with your preferred optogenetics solution.
- **Microfluidic drug delivery capability** - Electrophysiology recording before, during and after drug/fluid delivery.
- **Adaptability** - Choose from laminar or polytrode site layouts or design your own custom Vector Array to meet specific research needs.
- **Chronic options** - Flex-cable versions available for chronic implantation.
- **Smart investment for high-density NHP research** - Vector delivers uncompromising performance with exceptional cost efficiency (leading value per channel in the NHP probe market!)
- **Expanded channel count** - Record and/or stimulate from up to 128 channels in acute or chronic experiments while maintaining the same precise electrode geometry and contact density trusted across NeuroNexus arrays.

## Research using the Vector Array™



Read publications using the Vector Array™ here - <https://www.neuronexus.com/products/electrode-arrays/over-10-mm-depth/>